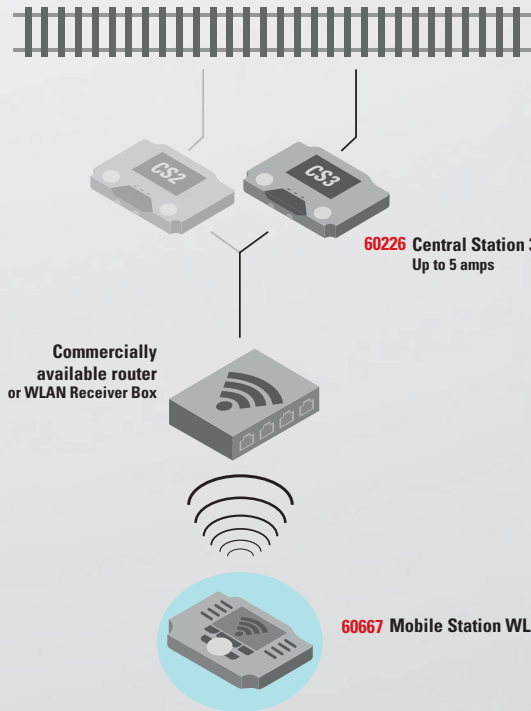


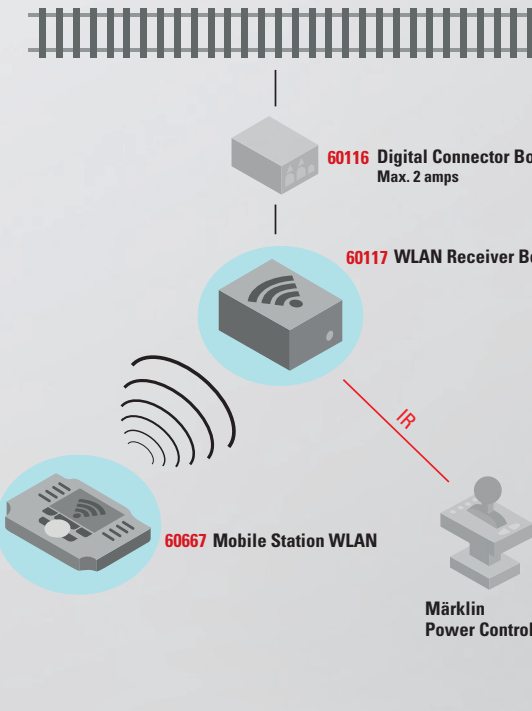
# The New Wireless Freedom with the Popular Mobile Station

Two sample applications

**Control by MS WLAN and Central Station 3**




**Control by MS WLAN and Digital Connector Box**



## Unlimited Operating Fun

Model railroading has fascinated people for generations. The greatest fascination has been when these small locomotives and cars can be observed on their paths up close and undisturbed. Formerly, there was the control transformer, heavy and permanently mounted at the control panel. You had the choice – observe the models up close or control their movement. With the Mobile Station, this was reversed as its name says: mobility. With it, you can assume the close-up perspective of an H0 passenger and keep the locomotive being observed safely under control. The cable does however set limits, which limits the radius of movement to about one meter or 39 inches. Unlimited freedom now begins with the new Mobile Station WLAN: You are right there on the spot when you move the locomotive at the end station on the back edge of the layout, and you accompany your trains close-up on their paths across your layout. You do any possible maintenance and switching work in the staging yard without tightly stretched wiring, in short: Enjoy your model railroad wirelessly and keep the familiar operation with a Mobile Station: WLAN makes it possible everywhere at, on, under, behind, next to, ... your layout.

**Control a layout wirelessly with the Mobile Station – the WLAN Receiver Box makes it possible**



### 60117 WLAN Receiver Box

This is a WLAN and Infrared adapter for operation at the Digital Connector Box (60114, 60116) or a Central Station (60216, 60226, as well as 60213-60215). This unit allows you to couple the MS WLAN (60667) or the Start-Up infrared controllers. Simultaneous operation of up to four MS WLAN units (item number 60667) connected to one 60117 WLAN Receiver Box.

### 60667 Mobile Station WLAN

**Note:** A CS2 or CS3/CS3+ with a WLAN connection or the 60117 WLAN Receiver Box is required as a receiver for the Mobile Station WLAN.

#### Digital Hand Controller.

40 locomotives can be controlled with direct access. Automatic registration of mfx locomotives. Built-in locomotive database for selecting older Märklin/Trix/LGB locomotives. Manual registration of MM and DCC locomotives using digital addresses is possible. Up to 32 locomotive functions can be switched, and there is a display of the function status. Self-explanatory function pictograms for mfx locomotives and database locomotives. Up to 320 solenoid items can be switched. The unit can be operated with one hand by using the handle (Pop Socket) included with this controller on the back of the latter. Display contents rotate to fit the position of the controller. Lighted Stop button to signal the Stop status. Backlit b/w full graphics display. Dimensions 160 x 100 x 42 mm / 6-5/16" x 3-15/16" x 1-5/8".

There is a wireless connection with the WLAN Receiver Box (60117) or the Central Station (60216, 60226, as well as 60213-60215), when they are in a WLAN-capable network.

Available exclusively in the countries of the European Union, in Switzerland, in the UK, JP, Australia, and New Zealand. Approval for the USA and Canada is in preparation.

## The MS WLAN with an interactive display and newly designed control knob



Thanks to the new display, the MS WLAN can be angled up with no problem and operated by hand.



The screen on the Mobile Station 2 WLAN can be adapted to the direction of rotation interactively.



The feel of the control knob was newly designed for non-slip handling.



The Pop Socket holder provides a firm hold. It can be custom placed according to your own desires and provides an easy to handle single hand operation.

- Easy operation familiar from the MS2 without looking at it.
- Single-hand operation with the handle (Pop Socket) included with this controller on the back of the latter.
- New tactile control knob for even easier handling.
- Backlit graphics display with self-explanatory pictograms.
- Display contents rotate to fit the position of the controller.
- Simple connections to the WLAN Receiver Box or to a Central Station 2, 3, or 3 plus.
- Can be used in 2-rail and 3-rail area.
- ... and of course, all the great features of the MS2.



? I would like to control my layout wirelessly. What is required for that?

... The new MS WLAN is suitable for wireless control. You also need the 60117 Receiver Box in order to receive the signal from the MS WLAN and to transmit it on to the Track Box. Alternatively, an existing CS2/CS3 with a commercially available WLAN router can also be used. In this case, the Receiver Box is not needed.

? I have a Mobile Station 2 from a starter set and would like to connect the Mobile Station WLAN to it. What do I need?

... You need the 60667 Mobile Station WLAN and the 60117 Receiver Box. The Receiver Box is connected to one of the two connecting sockets on the existing Track Box from the starter set. The Mobile Station 2 connected by a cable occupies the other connecting socket. This allows you to control your model railroad with both devices.

? I use a CS3 – what do I need to control my layout wirelessly?

... You need a 60667 Mobile Station WLAN, which as a receiver uses a commercially available WLAN router connected to the CS3. Alternatively, the 60117 Receiver Box can also be connected as a receiver.

? Does the Power Control Stick from the starter sets also work in combination with other control devices?

... Yes, the 60117 Receiver Box also understands the infrared signals from the Power Control Stick so that this in addition for example to a Mobile Station 2 or Mobile Station WLAN can be used as another controller on a model railroad.

? I have a Power Control Stick. What more does the MS WLAN offer me?

... The Power Control Stick offers a high level of play value for running locomotives and powered units, but it is limited in its range of functions. The Mobile Station WLAN can control up to 32 functions per locomotive, it can also control turnouts and signals, it understands the mfx protocol for locomotive recognition, and it offers many other possibilities for broader operating enjoyment.

? Does the Receiver Box require its own switched mode power pack?

... No. The Receiver Box receives its power like a Mobile Station 2 via the Track Box or from a CS2 or CS3. These two units each have their own switched mode power pack.

? Can the Mobile Station WLAN or the Receiver Box also be connected to the CS1?

... No, this is unfortunately not possible.

? How long do the batteries last in the Mobile Station WLAN?

... The useful life of batteries depends on the capacity and quality of the batteries, so that a precise specification unfortunately cannot be made. However, in tests we have reached over 60 hours.

? Can the MS WLAN also be operated with rechargeable batteries?

Yes, commercially available 1.2 volt rechargeable batteries can be used.

? Does the MS WLAN also work with other gauges beyond Märklin H0?

Yes, the Mobile Station WLAN can also be used with LGB, Märklin 1 Gauge, Trix, and Minitrix. You must pay attention in each case to the current supply technical details of the individual gauges.

? I have a larger model railroad layout. Is the Mobile Station WLAN suitable for it?

... Yes, the Mobile Station WLAN offers exactly the same operating comfort and the same logic as the Mobile Station 2, and it goes marvelously with the CS3 or CS2. It can be connected optimally for locomotive control as well as for comfortable control of turnouts and signals, and it will operate correctly intuitively.

For additional technical questions or information about the MS WLAN, please use our online FAQ page.  
<https://www.maerklin.de/de/service/kundenservice/haeufig-gestellte-fragen/maerklin-digital>



**Everything about Märklin Digital**

Brochure with many helpful tips all about basics, expansion, and practical operation to converting to model railroad digital operation and control with Märklin Digital. 16 pages printed in color.

This brochure is available at your local specialty dealer and in these languages: German, English, French, and Dutch.



**Märklin reserves the right to cancel announced new items in the event of insufficient demand.**

**Gebr. Märklin & Cie. GmbH**  
 Stuttgarter Straße 55–57  
 73033 Göppingen  
 Germany  
[www.maerklin.de](http://www.maerklin.de)

**Service:**  
 Telephone: 650-569-1318  
 E-mail: [digital@maerklin.com](mailto:digital@maerklin.com)

We reserve the right to make changes and delivery is not guaranteed. Pricing, data, and measurements may vary. We are not liable for mistakes and printing errors.



Märklin fulfills the requirements for a quality management system according to the ISO 9001 Standard. This is regularly checked and certified by the TÜV Süd testing organization. You thereby have the assurance of buying a quality product of a certified firm.



Märklin is again the brand of the century. For the third time in a row, an expert committee of brand experts has chosen Märklin as the brand of the century. Märklin is represented in the globally recognized brand register "German Standards" as the brand of the century.

Prices are current as of the print date for this catalog – we reserve the right to change prices between years – prices are in effect until the release of the next price list / next catalog.

Some of the images are hand samples, retouched images, and renderings. The regular production models may vary in details from the models shown.

**If these edition of the presentation book does not have prices, please ask your authorized dealers for the current price list.**

All rights reserved. Copying in whole or part prohibited.  
 © Copyright by Gebr. Märklin & Cie. GmbH.

Printed in Germany.

393 167 – 07 2023



**Unlimited operating enjoyment**

Operating your layout wirelessly with just a single hand with the MS WLAN!